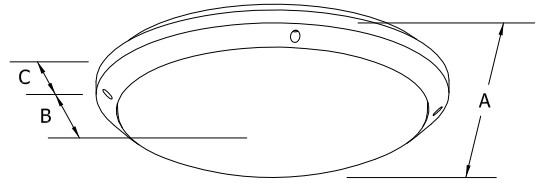


GARDENA LED

Apparecchio stagno LED IP65D. W
Waterproof lighting fitting LED IP65D.



Dimensioni disponibili | Available dimensions:

A Ø 270 - **B** 95 mm - **C** 43 mm

A Ø 377 - **B** 100 mm - **C** 48 mm

Base portacablaggio e telaio in ABS.
Diffusore in metacrilato termoformato.
Installazione a plafone/parete.
Sorgente luminosa LED.
Emissione diretta.
Non idonea per l'applicazione esterna.
Alimentazione elettronica CAE.
A richiesta: dimmerabile DALI (cod. DL) specificare se con funzione PUSH DIM (cod. PD).

White ABS Gear plate and frame.

Thermoformed methacrylate diffuser.

Ceiling and wall fixing system.

LED light source.

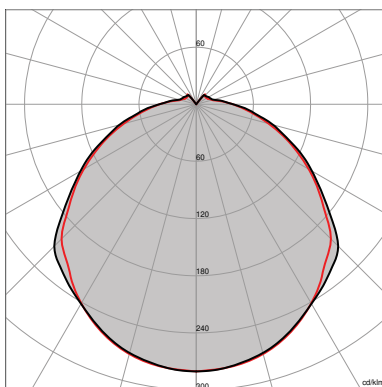
Direct light emission.

Not suitable for outdoor application.

Built in electronic driver CAE.

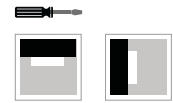
On request: dimmable DALI (code DL) PUSH DIM function (code PD) to be requested.

FOTOMETRIE | PHOTOMETRIES



GARDENA LED

GARDENA LED



5Y WARRANTY 5% FAILURE RATE	60.000 h LED LIFETIME L90B10	100.000 h LED LIFETIME L70B50
---------------------------------------	---	--

Relamping	Lumen LED*	Watt LED**	Lumen Out***	Watt	Lumen Watt Out	Dimensioni Dimensions	Configurazione LED LED configuration	Codice Code	K	Alimentazione Power Supply	Colore Colour
1x22	1500	12	1090	12,5	> 87	1	○	GDL270	W: 3.000	— : CAE	01: bianco white
1x32	2500	19,5	1810	20,5	> 88	2	○	GDL370	N: 4.000	A RICHIESTA ON REQUEST DL: DALI	

		>80 CRI EN 60529	IP65 EN 60529	230 V 2014/35/UE	50/60 Hz	IK 09 EN 60068
850° EN 60695		RG 0 EN 62471		01 WHITE	SELV	

TEMPERATURA AMBIENTE MIN E MAX | MIN AND MAX ROOM TEMPERATURE: **(-20° +40°)**

* Lumen nominali LED max a 25° | Nominal lumen at max 25°

** Potenza dei LED | LED power

*** Flusso totale in uscita dall'apparecchio a temperatura di lavoro (Ta 25° - 4.000 K) | Total lighting fitting flux output at working temperature (Ta 25° - 4.000 K) | (3.000 K -8% - CRI 90 -10%)

★ Emergenza non disponibile per i seguenti codici: GDL270
Emergency not available for the following codes: GDL270

A RICHIESTA | ON REQUEST

>90 CRI	EM EN 60598-2-22	DL DALI
----------------------	----------------------------	-------------------

Tolleranza dei valori indicati: +/- 10%. | Tolerance of the indicated value: +/- 10%
 Con Ra > 90 riduzione del flusso luminoso pari al 10%. | With CRI > 90 reduction of luminous flux is equal to 10%.
 IDEALLUX s.r.l. si riserva il diritto di apportare modifiche migliorative sul prodotto in qualsiasi momento. |
 IDEALLUX s.r.l. reserves the right to make improvements to the product at any time.